

Foundation Skills Assessment

Collaboration Activity 4

SAMPLE

Information for administering the Foundation Skills Assessment (FSA) Collaboration Activity

How Things Work and *Taking Care* are the themes for this year's Sample FSA. Students will choose **ONE** of these themes for the Student Response Booklet literacy questions.

The following Collaboration Activity will:

- prepare students to choose ONE of the literacy themes;
- stimulate students' interest and activate their knowledge prior to the assessment experience;
- provide an opportunity for students to collaborate with their peers; and
- help students to make connections to a literacy theme.

Activity timing: approximately 10 to 15 minutes

- Adjust timing to meet your students' needs.

Important

- Please complete the Collaboration Activity with students before administering the Student Response Booklet literacy questions.
- Students will not be assessed on the Collaboration Activity.



BRITISH
COLUMBIA

Ministry of
Education

Themes



How Things Work



or

Taking Care



Collaboration Activity




Activity Goals:

- Introduce the literacy themes
- Encourage students to build connections to each theme
- Have students record their thinking
- Have students make a choice of theme



Before the activity starts



Things to do:


- Print copies of reproducibles or collect equipment to project theme posters.
- Organize the materials students will need to complete the Collaboration Activity.

Materials needed:

- Pencils and erasers
- Student Response Booklet
- Printed copies of the Conversation Log



Introducing the Themes



One Possible Activity




Note: This is one possible activity. Please feel free to redesign this activity or choose another that more closely fits your classroom culture and the needs of your students.

Opposite Corners

Post a large copy of each theme poster in the corners of the classroom. (see: Reproducibles)

Pair students into working partners.

Hand out a Conversation Log to each pair of students.



Teacher Introduction




This year you are participating in the Grade 4 Foundation Skills Assessment. As part of this assessment you will be answering questions related to one of two themes.

This activity will:

- *help you make connections between what you already know and the themes,*
- *help you think about the ideas you might find in each theme,*
- *give you an opportunity to share your ideas and thinking with others, and*
- *help you make a choice between two themes.*






Setting the Purpose *(whole class)*



You will be choosing between the themes: **How Things Work** or **Taking Care**.

Whole Class


Use one of the theme posters to model a conversation about making connections between the text image, the text title, the text summary, and the theme. You may want to record the ideas on a vertical surface to model the type of information a student might record as they talk with their partner.



Each theme poster has the title of a theme, an image, the title of a text and a summary of the text.

Read the title, the summary and look at the image. What connections can you make between the title, the image and the summary? What do you think this text is about? With your partner, talk about all your ideas and connections. How are these ideas connected to the theme?

In Pairs



With your partner you will visit each of the four posters in the room. At each poster have a conversation about the title, the image and the summary. Think about what this tells you about the text, and how the text might relate to the theme. Remember to record your ideas in your Conversation Log.

You will only have a short time to talk about each poster. When I tell you to, please move with your partner to the next poster. You will have discussed each poster by the time this activity is over.


Pairs move between the posters, recording their ideas on their Conversation Log.



Whole Class

Have students return to their seats and discuss their experience. Partners will choose their best ideas to share with the class. Record the student's ideas on a vertical surface as they share.

Hand out the Student Response Booklets and have the students record their choice on the front cover.





Now that you have had the opportunity to think and talk about each of the themes, which theme interests you the most? On the cover of your Student Booklet, put a check mark in the box beside your choice of theme.

End of Activity



Conversation Log

Theme: How Things Work



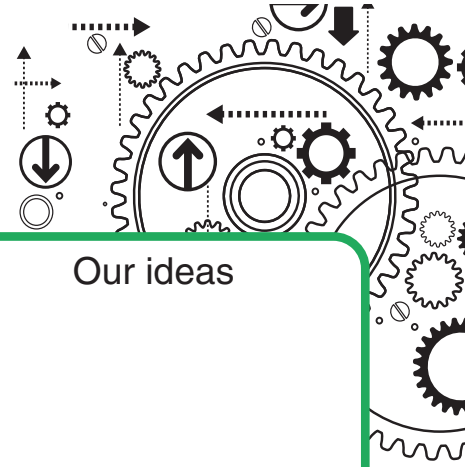
Our ideas



Our ideas

Conversation Log

Theme: Taking Care



Snow at School


Our ideas



The Mystery of the Magic Lunch Bag

Our ideas


How Things Work



Lego

The beginnings of today's amazing Lego started in a small factory in Denmark. Its journey from a flat brick to today's design took many years.

How Things Work



The Magic Pen

*An early spring afternoon and a pen—
all the ingredients necessary for a little magic.*

Taking Care



Snow at School

Ontario student Kathryn Savoie wonders if the rules for playing in the snow at school are fair.

Taking Care



The Mystery of the Magic Lunch Bag

Who knew a lunch bag could be so exciting?